



Periodic Satisfaction Survey **Report of Alumni** 2023/2024

Contact



+216 52 126 354
+216 21 123 054



infos@upes-megrine.com



upes-megrine.com



122 Republic Avenue,
Megrine 2033, Tunisia



23 years
OF EXCELLENCE

Summary

Objectives	02
Type of Degree	03
Date of First Employment	03
Recruitment Strengths	04
Entrepreneur	05
Satisfaction with Your Journey at UPES	06
Conclusion	07

Objectives

Conducting a survey with UPES Alumni allows for the collection of valuable information on various aspects of post-university life, including:



Maintaining connections with alumni: The survey provides an opportunity to stay in touch with alumni and keep them informed about university news.



Collecting data on alumni career paths: The survey results can be used to track alumni career paths and measure the university's impact on their professional and personal lives.

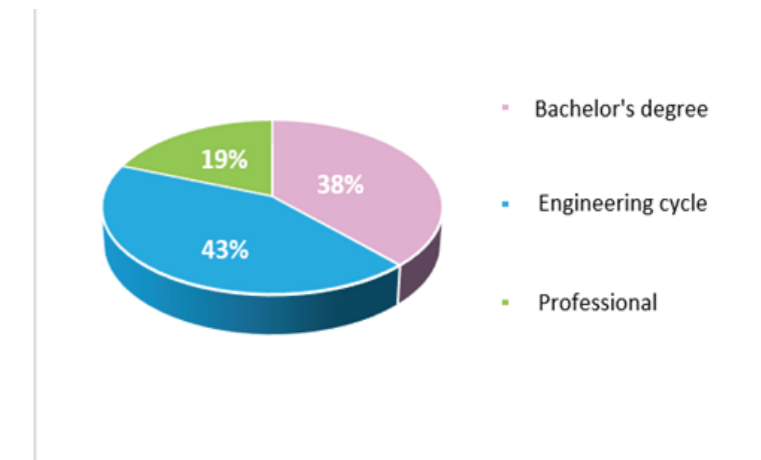


Identifying alumni needs and expectations: Alumni feedback can be used to improve the programs and services offered by the university.



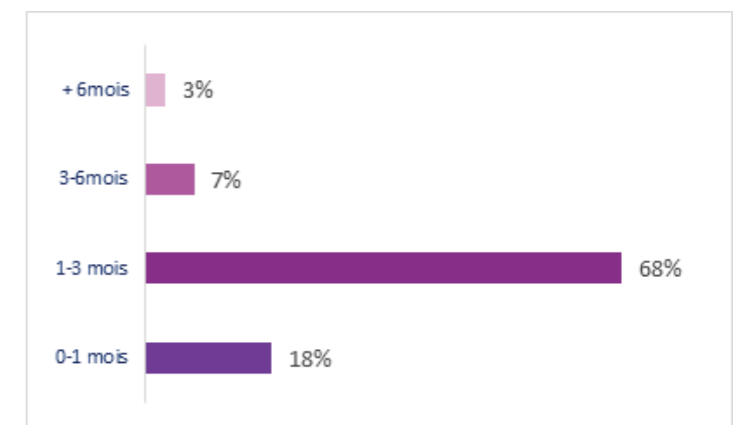
Strengthening the sense of belonging to the university community: The survey can help reinforce alumni's sense of belonging to the university and encourage them to become more involved in the institution's activities.

Type of Degree




Type of diploma

Date of First Employment

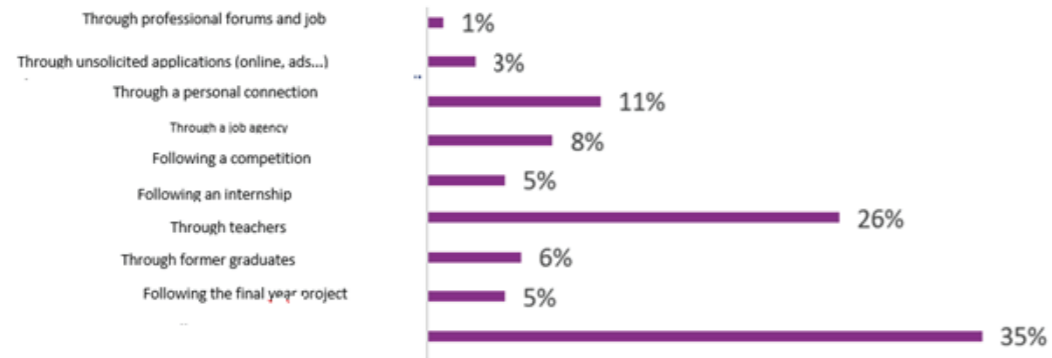


The time between your graduation date and your first job

 The majority of graduates were hired within a maximum of 3 months after obtaining their degrees.



Adapted Means

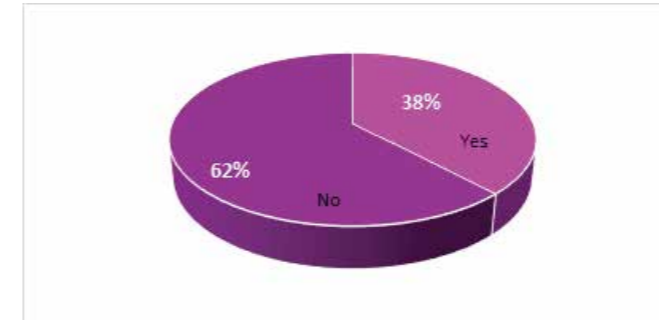


The different ways to get your first job

➤ More than 50% of graduates were recruited following an internship or a Final Project (PFE) within the company.

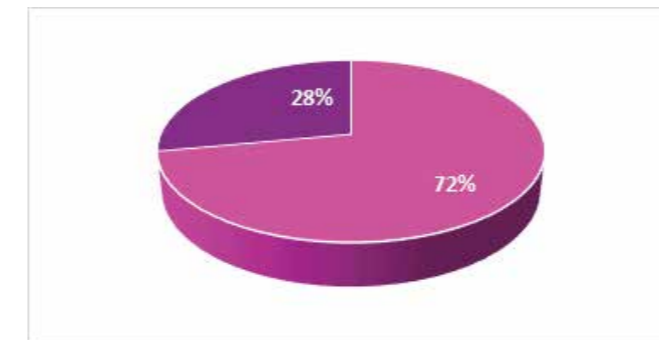


Entrepreneur



Launching your own project

➤ 38% considered launching their own project during their studies.

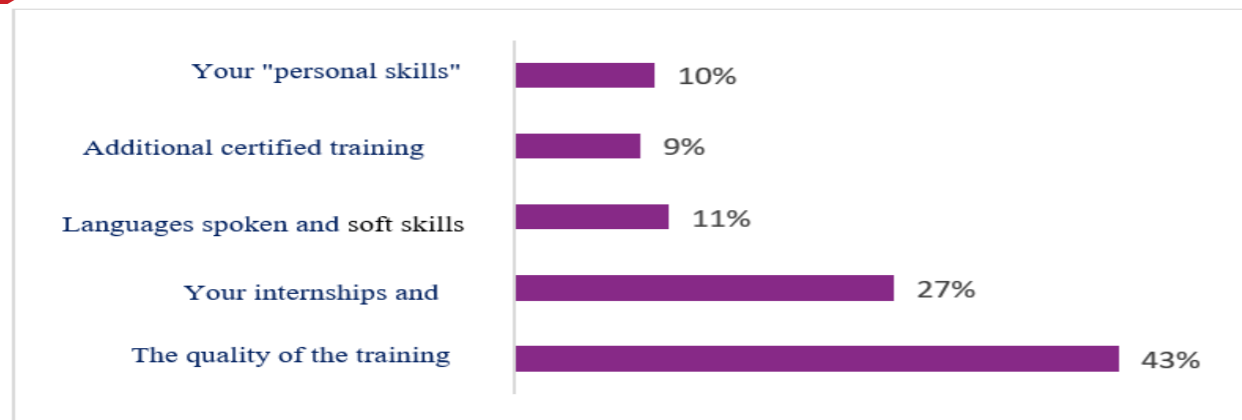


Leveraging managerial skills and soft skills

➤ Overall, young entrepreneurs have successfully leveraged the skills acquired during their training at UPES to manage their projects.



Recruitment Strengths



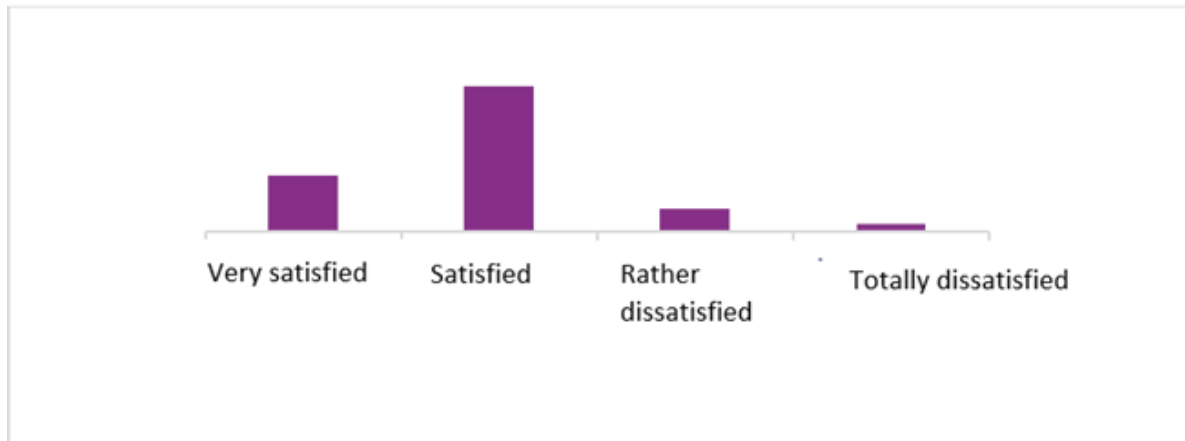
The different strengths during recruitment

➤ 43% of respondents consider the quality of their training at UPES to be their main asset during recruitment.



Satisfaction with **Your Journey at UPES**

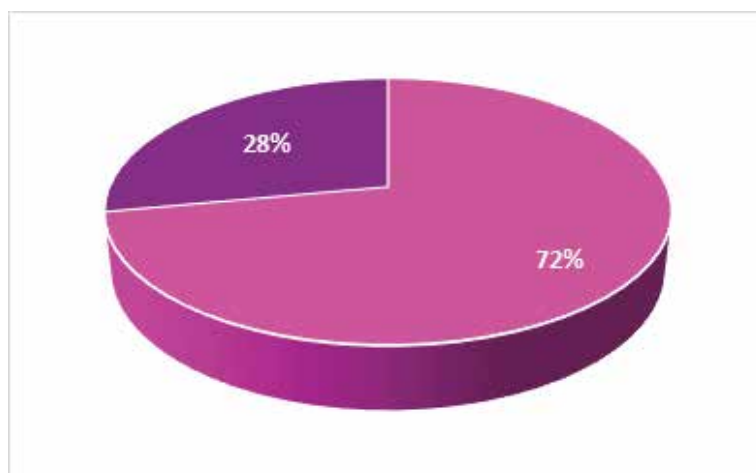
Academic > Training at UPES



Level of satisfaction with training at UPES

➤ Graduates were fully satisfied with their academic journey at UPES.

Technical Skills



Insufficient technical skills

➤ A significant number of respondents confirm that some important technical skills were not covered during their training at UPES.

The survey conducted among the university's alumni has provided valuable insights into their professional paths and perceptions of the university. The university plays a key role in preparing students for the workforce.